


CROSSHEAD SERIES

ROCOMAT

The Quick Colour Change System

THE QUICK COLOUR CHANGE SYSTEM



With Rosendahl's ROCOMAT you get one perfect solution for all YOUR demands within the colour changing process for **stripes, skin and layer**.

Small volumes of the melt flow-channels result in **shortest scrap length** during colour change.

The colour change is performed **fully automatically**.

All **Bypasses are integrated** in the Rocomat System, no need of separate units.

To save costly ready-sale stock, the ROCOMAT supports your **just-in-time manufacturing**.

The system containing fine-tuned hard- and software components allows **shortest production length** and **smallest batch-size**.

Rosendahl's Extrusion Technology - its RIO Line Control System and the ROCOMAT - offer the perfect solution for **quick colour changes**.

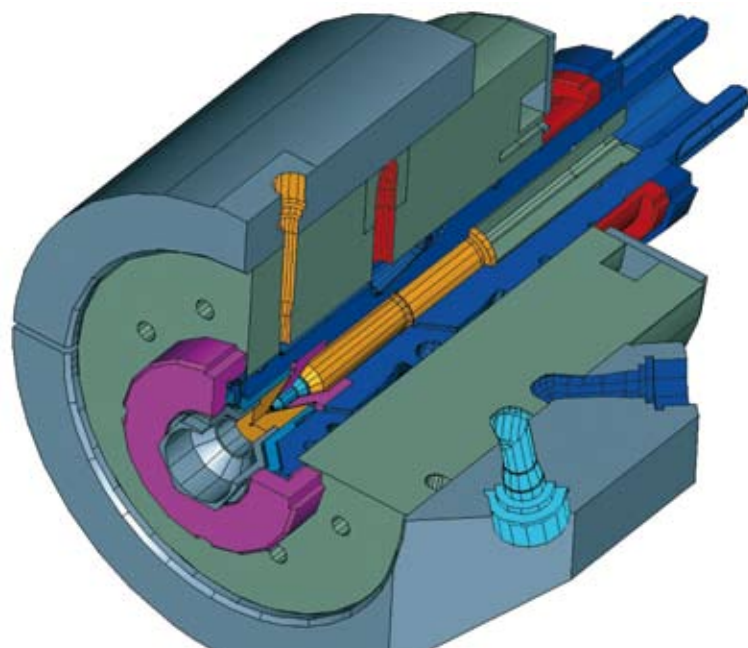
APPLICATIONS



single and multi-layer insulation



single and multi-layer insulation

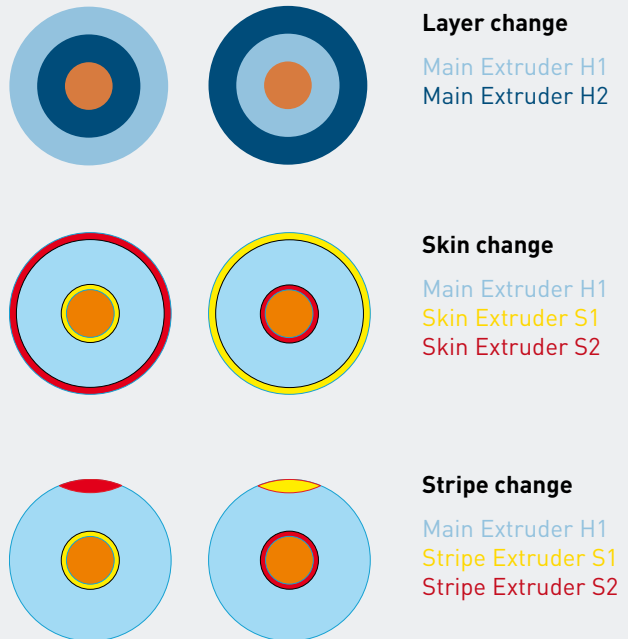


THE ROCOMAT CONCEPT

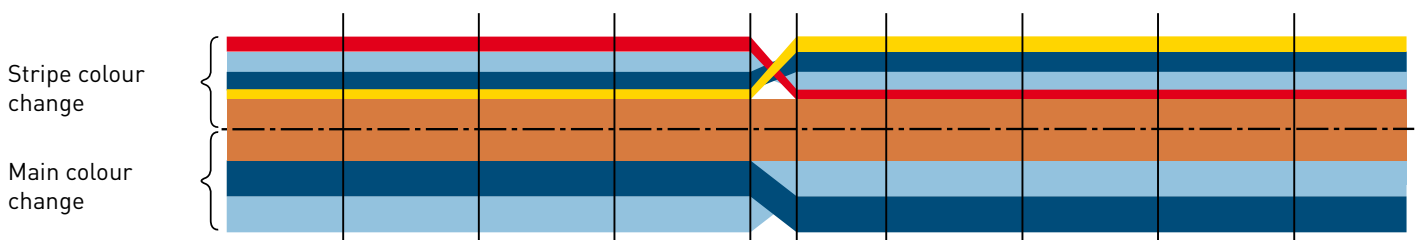
The melt is delivered into the multi-layer Crosshead ROCOMAT by two independent main extruders for inner and outer insulation layer. Additionally, one or two stripe Extruders can be connected. While the outer layer/stripe shows the actual colour, the inner meltflow gets coloured as needed for the next planned batch. Continuous meltflow without valves prevent from pre-curing and blocking.

Colours change by switching the distributor: the inner meltflow with the new batch colour becomes the outer layer. At the same time, the colour change takes place unnoticed at the inner layer. To support the benefits of crossing-out the meltflows, the material throughputs of the various layers can be varied.

Working modes of ROCOMAT



Example:



Example of the function of the colour changing system ROCOMAT for a stripe colour change (top section) respectively for main colour change (bottom section).



TECHNICAL DATA

PROCESSING DATA		5.1.2	5.2.2	5.1.2L	5.2.2L
Inlets for Extruder		3	4	3	4
Maximum Conductor Ø (mm)		5	5	5	5
Maximum Over Insulation Ø (mm)		7	7	7	7
Maximum Operating Pressure (bar)		750	750	750	750
Insulation Material		PVC, HDPE	PVC, HDPE	PVC, HDPE LSOH	PVC, HDPE LSOH
Layer Types	Layer Change	•	•	•	•
	Skin Change	•	•	•	•
	Stripe Change	•	•	•	•
	Layer & Stripe Change	•	•	•	•
MECHANICAL DATA					
A (mm)		870	870	870	870
B (mm)		260	260	260	260
C (mm)		605	605	605	605
D Processing Height (mm)		1000	1000	1000	1000
E (mm)		190	190	220	220
Weight (kg)		350	350	370	370
ELECTRICAL DATA					
Hydraulic Aggregat (kW)		4	4	4	4
Heating Capacity		8 x 315 W	8 x 315 W	8 x 315 W	8 x 315 W
BYPASS POSITION					
All Extruders		integrated	integrated	integrated	integrated

A special alloy and the optimised design of the ROCOMAT allow the use of PVC or HDPE for insulation. A second design covers above indicated materials, especially LSOH.

Hydraulic pressure rotates the distributor to switch meltflows and colours.

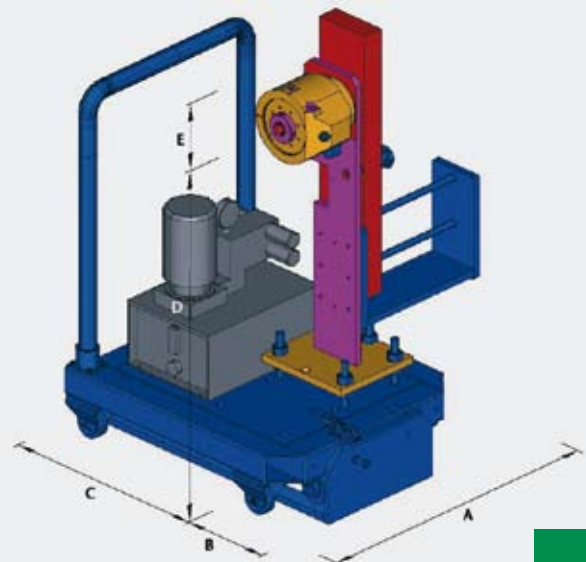
The drive is slipped onto the pinion standing off the housing.

Due to standard configuration the head unit is easy to clean.

No separate Bypass Valves are needed.

The Bypass function is integrated to the standard design.

Recommended Rosendahl Extruders fit perfectly to the ROCOMAT and support all of its features.



Extrusion • Corrugation • Optical Fiber • SZ-Stranding

Rosendahl Maschinen GmbH
8212 Pischelsdorf, Austria

T +43 3113 5100-0
F +43 3113 5100-51

office@rosendahlaustria.com
www.rosendahlaustria.com

A company of the  **KNILL Gruppe**